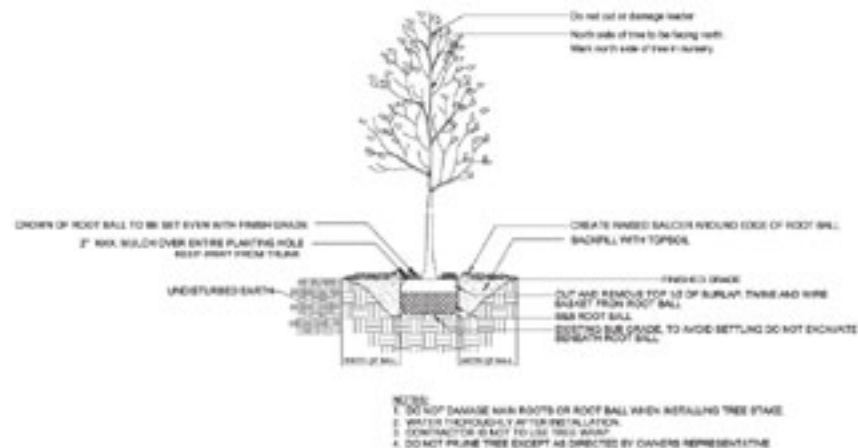





EVERGREEN TREE PLANTING DETAIL
NOT TO SCALE

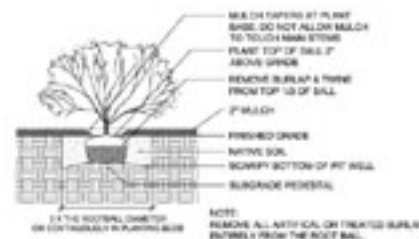


DECIDUOUS TREE PLANTING DETAIL
NOT TO SCALE

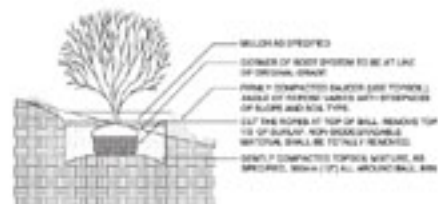


NOTES:
 1. FOR CONTAINER GROWN SHRUBS, USE FINGERS OR SMALL HAND TOOLS TO PULL THE ROOTS OUT OF THE OUTER LAYER OF POTTING SOIL, THEN CUT OR PULL APART ANY ROOTS THAT CIRCLE THE PERIMETER OF THE CONTAINER.
 2. INCORPORATE COMMERCIAL MYCORRHIZA SPORES IN THE SOIL IMMEDIATELY AROUND THE ROOTBALL AT RATES SPECIFIED BY THE MANUFACTURER.
 3. CONFIRM THAT WATER DRAINS OUT OF THE SOIL DURING THE DESIGN PHASE DESIGN/ALTERNATIVE DRAINAGE SYSTEMS AS REQUIRED.

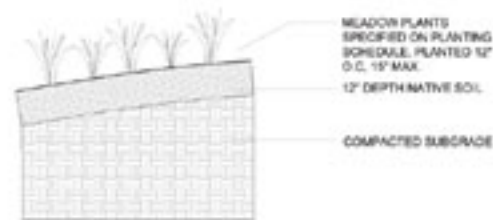
SHRUB PLANTING DETAIL
NOT TO SCALE



SHRUB PLANTING, BALL AND BURLAP
NOT TO SCALE



SHRUB PLANTING ON SLOPE, BALL AND BURLAP
NOT TO SCALE



MEADOW PLANTING
NOT TO SCALE



PERENNIAL PLANTING
NOT TO SCALE